

Modulayer

Surface mounted luminaires series

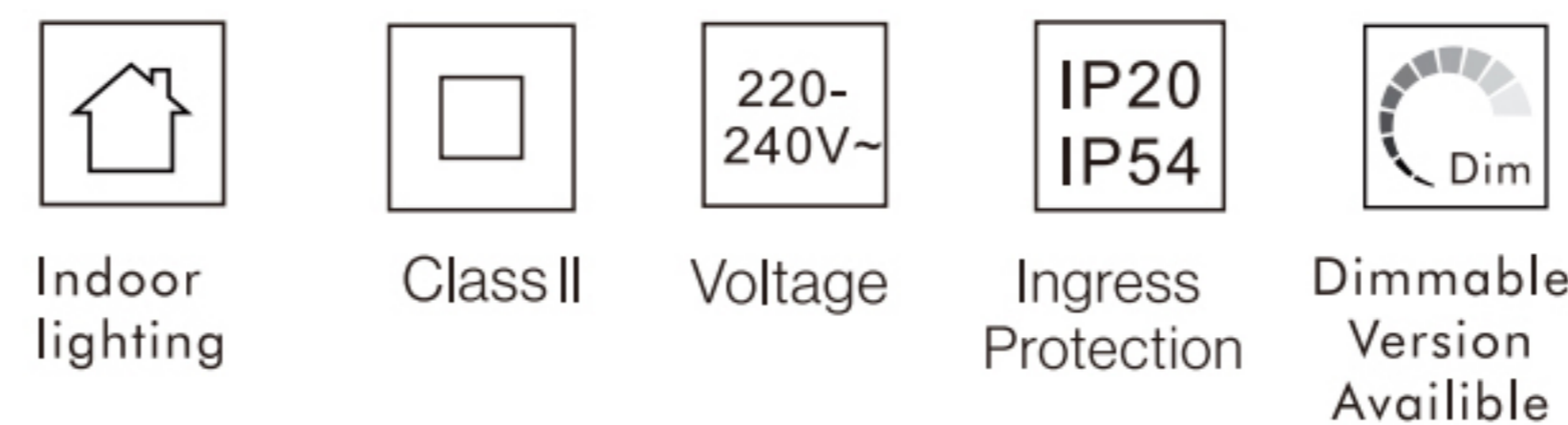


8601-SE-M1-95-H

Hyperelliptic

Power	16W
Beam angle	24° /36° /50°
CCT	2700K/3000K/3500K/4000K
Light source	COB
Light efficiency	100-110LM/W
UGR	<17
CRI	>90
Power supply	DC36V 400mA
Operating temperature	-15°C-45°C

CE RoHS CB CCC



Dimming Options

1	Non-DIM
2	TRIAC
3	0/1-10V
4	DALI
5	Bluetooth



Surfaces

materials

Aluminium + PC

heatsink colors

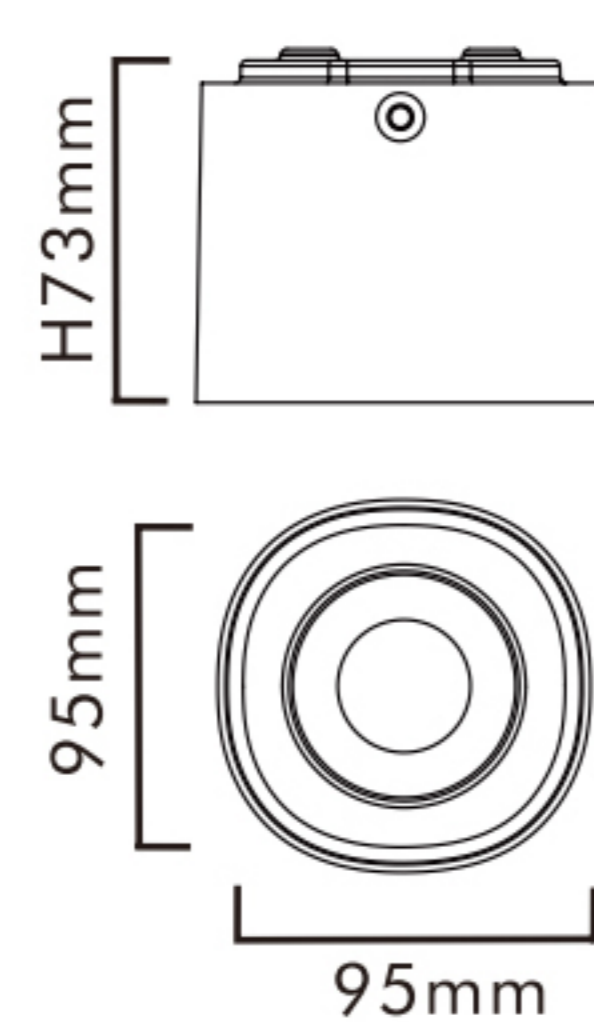
Moon White Mineral Gold

Star Grey Polar Black

surface shade

Translucent


Dimensions



project-driven interior lighting solution provider

Performance

4000K 16W 24°



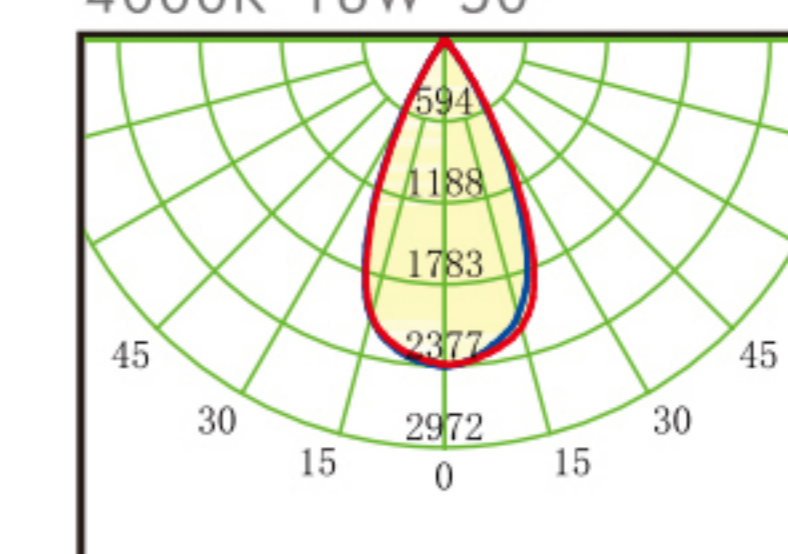
h(m)	E(lx)	D(m)
1		
2		
3		
4		

4000K 16W 36°



h(m)	E(lx)	D(m)
1		
2		
3		
4		

4000K 16W 50°



h(m)	E(lx)	D(m)
1	2377	0.94
2	594	1.88
3	264	2.81
4	149	3.75

for further lighting effects refer to updates photometric and IES files.