

Modulayer

Surface mounted luminaires series

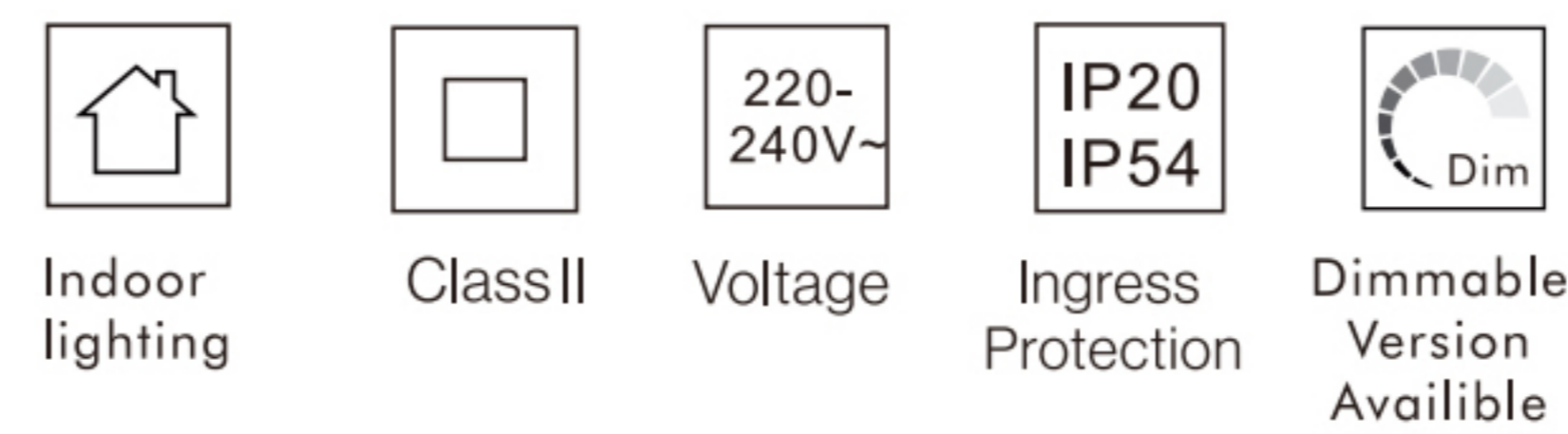


8601-SE-M1-72-H1

Hyperelliptic

Power	10W
Beam angle	24° /36° /50°
CCT	2700K/3000K/3500K/4000K
Light source	COB
Light efficiency	100-110LM/W
UGR	<17
CRI	>90
Power supply	DC36V 250mA
Operating temperature	-15°C-45°C

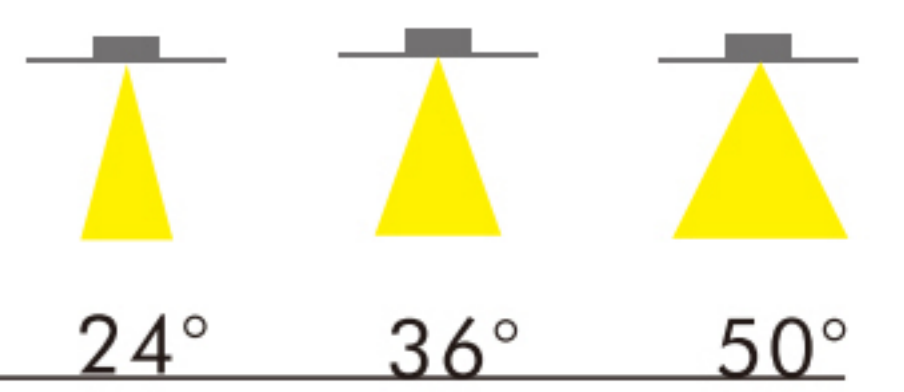
CE RoHS CB (CCC)



Dimming Options

1	Non-DIM
2	TRIAC
3	0/1-10V
4	DALI
5	Bluetooth

Beam Angles



Surfaces

materials

Aluminium + PC

heatsink colors

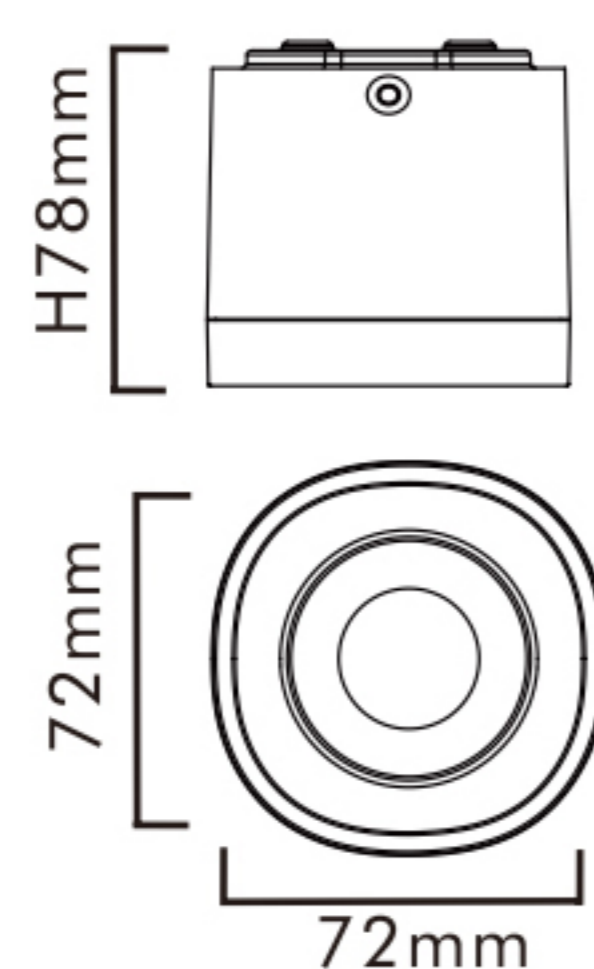
Moon White Mineral Gold

Star Grey Polar Black

surface shade

Translucent

Dimensions



project-driven interior lighting solution provider

Performance

4000K 10W 24°

h(m)	E(lx)	D(m)
1		
2		
3		
4		

4000K 10W 36°

h(m)	E(lx)	D(m)
1	3649	0.60
2	912	1.18
3	405	1.77
4	288	2.36

4000K 10W 50°

h(m)	E(lx)	D(m)
1	1582	1.04
2	356	2.08
3	176	3.11
4	99	4.15

for further lighting effects refer to updates photometric and IES files.