

Modulayer

Surface mounted luminaires series

Surface




8601-SE-M1-72-H

Hyperelliptic

Power	10 W
Beam angle	24° /36° /50°
CCT	2700K/3000K/3500K/4000K
Light source	COB
Light efficiency	100-110LM/W
UGR	<17
CRI	>90
Power supply	DC36V 250mA
Operating temperature	-15°C-45°C

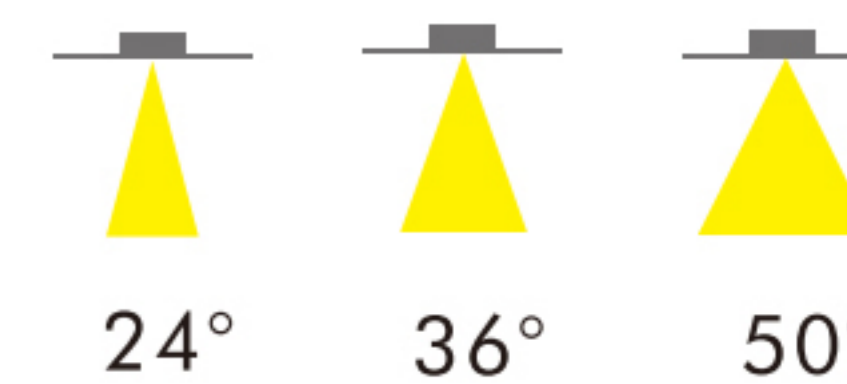
CE RoHS CB CCC



Dimming Options

1	Non-DIM
2	TRIAC
3	0/1-10V
4	DALI
5	Bluetooth

Beam Angles



Surfaces

materials

Aluminium + PC

heatsink colors

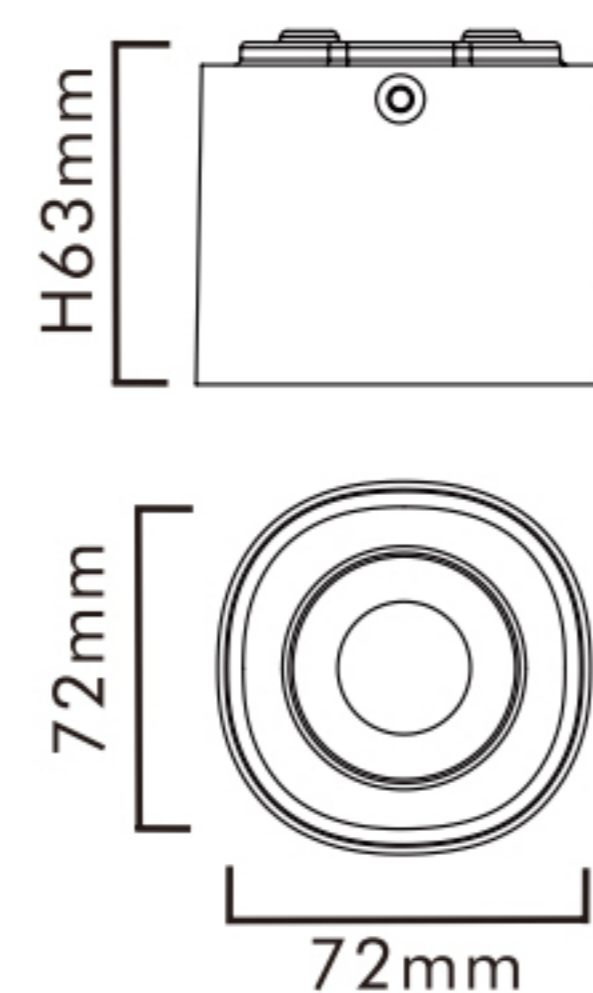
Moon White Mineral Gold

Star Grey Polar Black

surface shade

Translucent

Dimensions



Performance

4000K 10W 24°			
h(m)	E(lx)	D(m)	
1			
2			
3			
4			

4000K 10W 36°			
h(m)	E(lx)	D(m)	
1	3649	0.60	
2	912	1.18	
3	405	1.77	
4	288	2.36	

4000K 10W 50°			
h(m)	E(lx)	D(m)	
1	1582	1.04	
2	356	2.08	
3	176	3.11	
4	99	4.15	

for further lighting effects refer to updates photometric and IES files.



project-driven interior lighting solution provider