

Modulayer

Surface mounted luminaires series

Surface

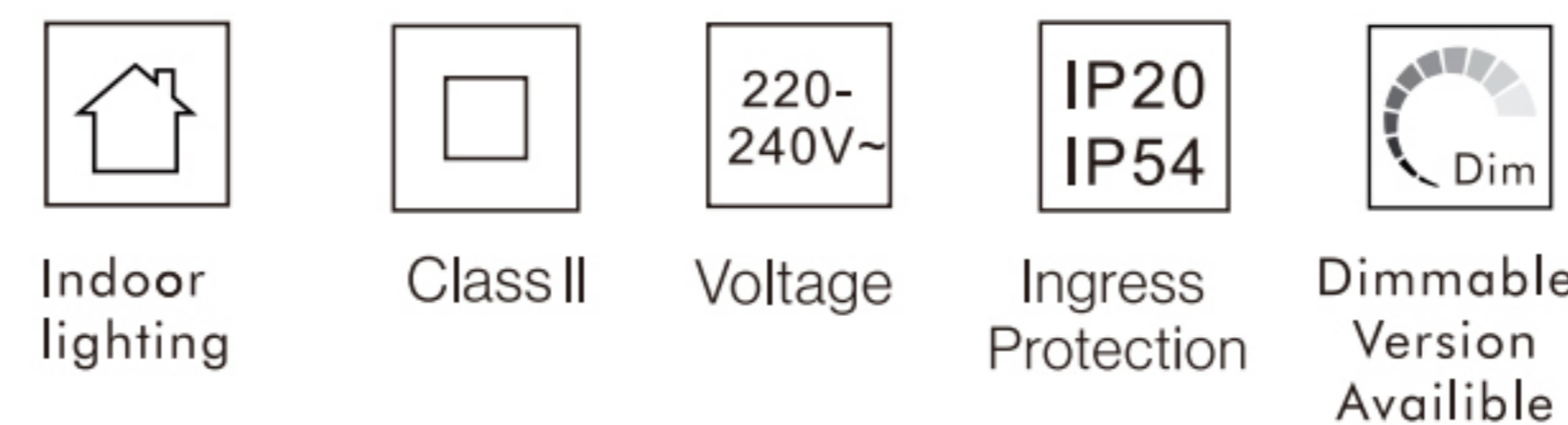


8601-SE-M1-163-H

Hyperelliptic

Power	30W
Beam angle	50°
CCT	2700K/3000K/3500K/4000K
Light source	COB
Light efficiency	100-110LM/W
UGR	<17
CRI	>90
Power supply	DC36V 750mA
Operating temperature	-15°C-45°C

CE RoHS CB CCC



Dimming Options

1	Non-DIM
2	TRIAC
3	0/1-10V
4	DALI
5	Bluetooth

Beam Angles



Surfaces

materials

Aluminium + PC

heatsink colors

Moon White  Mineral Gold 
 Star Grey  Polar Black 

surface shade

Translucent


Performance

4000K 40W 24°



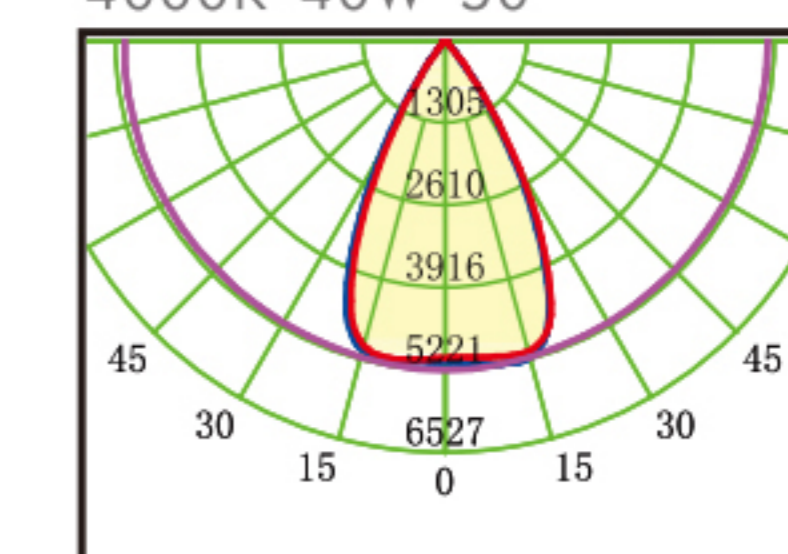
h(m)	E(lx)	D(m)
1		
2		
3		
4		

4000K 40W 36°



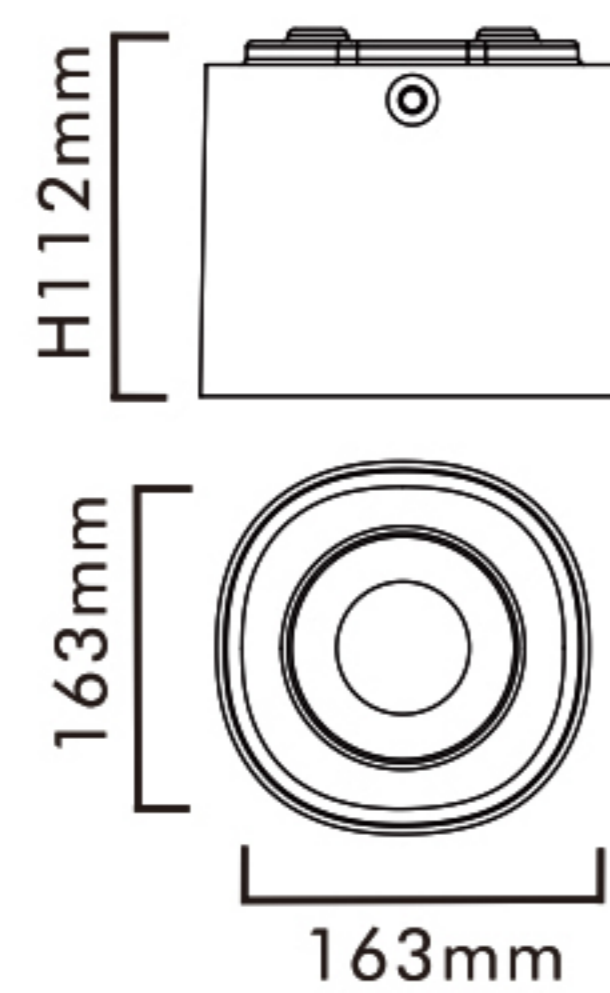
h(m)	E(lx)	D(m)
1		
2		
3		
4		

4000K 40W 50°



h(m)	E(lx)	D(m)
1	5088	1.06
2	1272	2.13
3	565	3.19
4	203	4.26

Dimensions



project-driven interior lighting solution provider

for further lighting effects refer to updates photometric and IES files.