

Modulayer

Surface mounted luminaires series

Surface

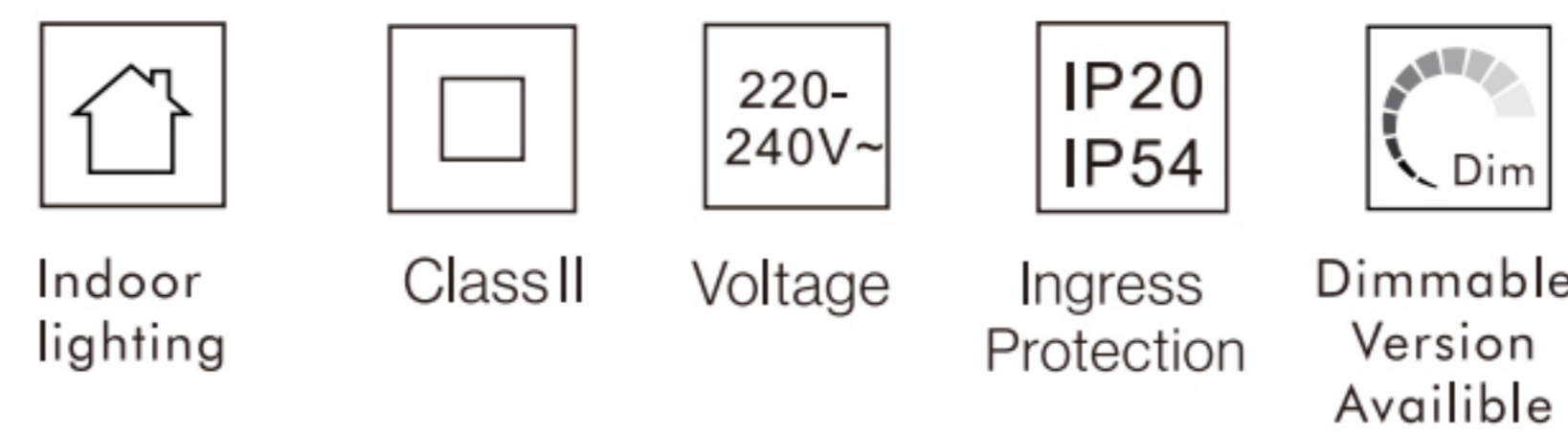


8601-SE-M1-139-H

Hyperelliptic

Power	24W
Beam angle	50°
CCT	2700K/3000K/3500K/4000K
Light source	COB
Light efficiency	100-110LM/W
UGR	<17
CRI	>90
Power supply	DC36V 600mA
Operating temperature	-15°C-45°C

CE RoHS CB 



Dimming Options

1	Non-DIM
2	TRIAC
3	0/1-10V
4	DALI
5	Bluetooth

Beam Angles



50°

Surfaces

materials

Aluminium + PC

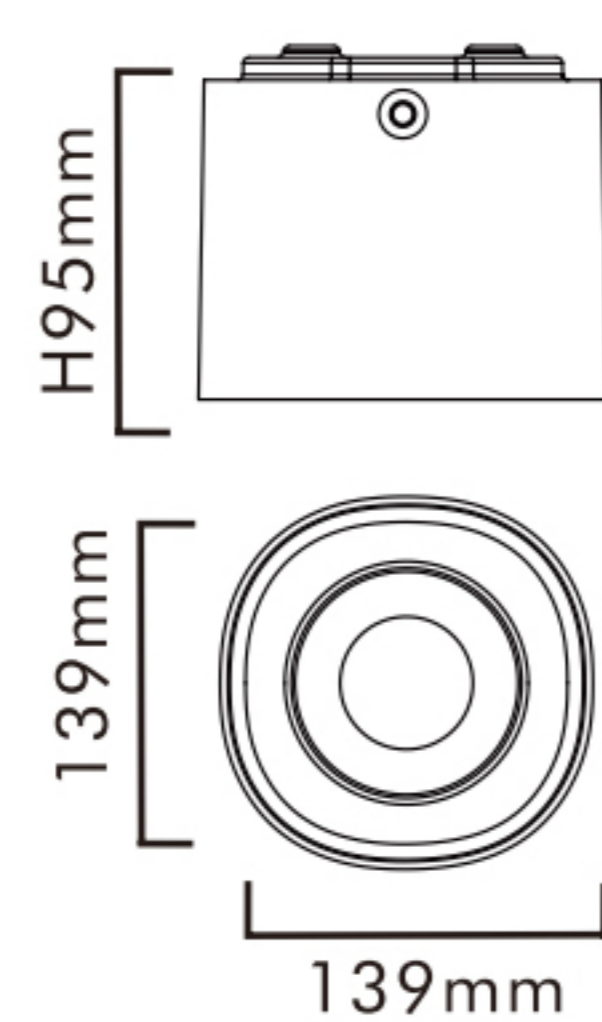
heatsink colors

Moon White  Mineral Gold 
 Star Grey  Polar Black 


surface shade


Translucent

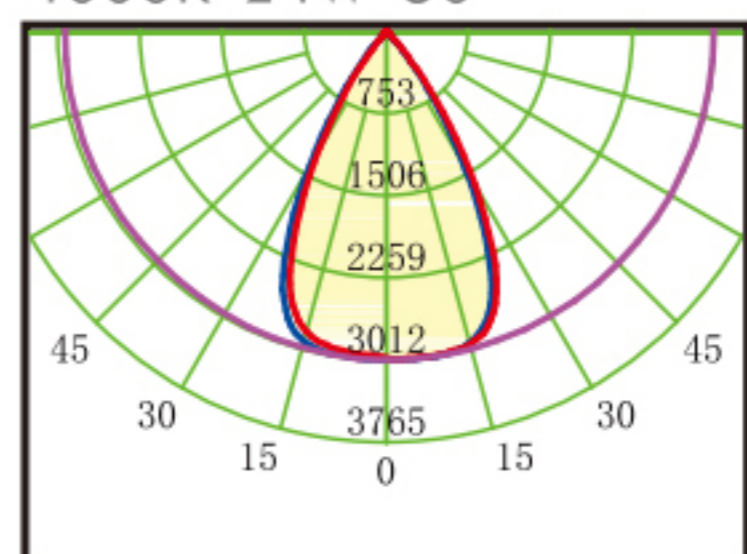
Dimensions



Performance

4000K 24W 24°		h(m)	E(lx)	D(m)
	1			
	2			
	3			
	4			

4000K 24W 36°		h(m)	E(lx)	D(m)
	1			
	2			
	3			
	4			

4000K 24W 50°		h(m)	E(lx)	D(m)
	1	3008	1.13	
	2	752	2.27	
	3	334	3.40	
	4	188	4.53	

for further lighting effects refer to updates photometric and IES files.



project-driven interior lighting solution provider