

Modulayer

Surface mounted luminaires series

Surface



8601-SE-M1-120-H

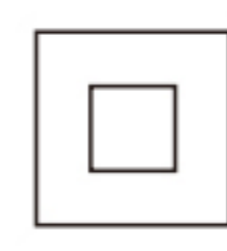
Hyperelliptic

Power	20W
Beam angle	24° /36° /50°
CCT	2700K/3000K/3500K/4000K
Light source	COB
Light efficiency	100-110LM/W
UGR	<17
CRI	>90
Power supply	DC36V 500mA
Operating temperature	-15°C-45°C

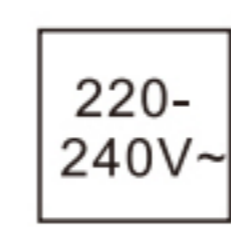
CE RoHS CB



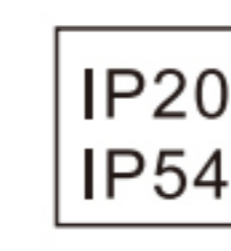
Indoor lighting



Class II



220-240V~



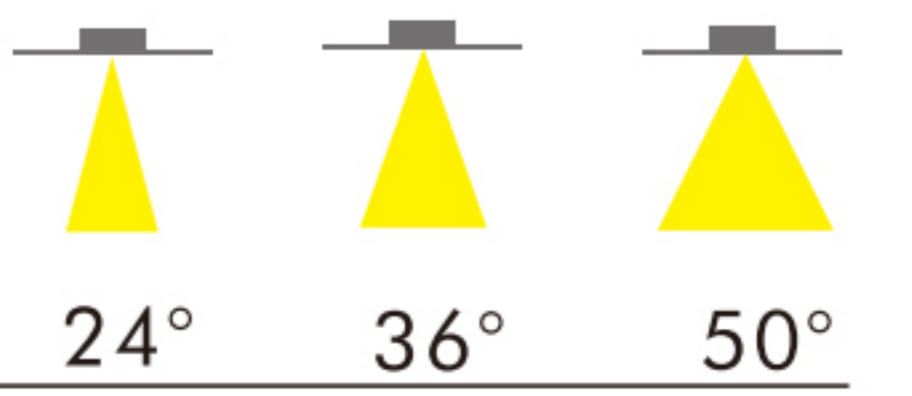
IP20
IP54



Dimmable
Version
Available

Dimming Options

1	Non-DIM
2	TRIAC
3	0/1-10V
4	DALI
5	Bluetooth



Beam Angles

24° 36° 50°

Surfaces

materials

Aluminium + PC

heatsink colors

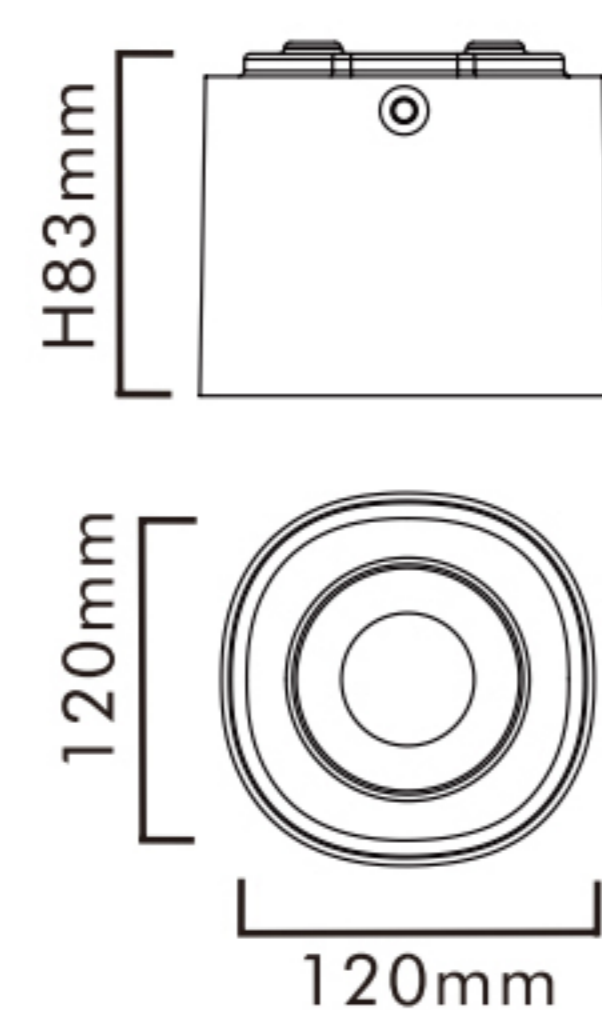
Moon White  Mineral Gold 

Star Grey  Polar Black 

surface shade

Translucent


Dimensions



project-driven interior lighting solution provider


Performance

4000K 20W 24°



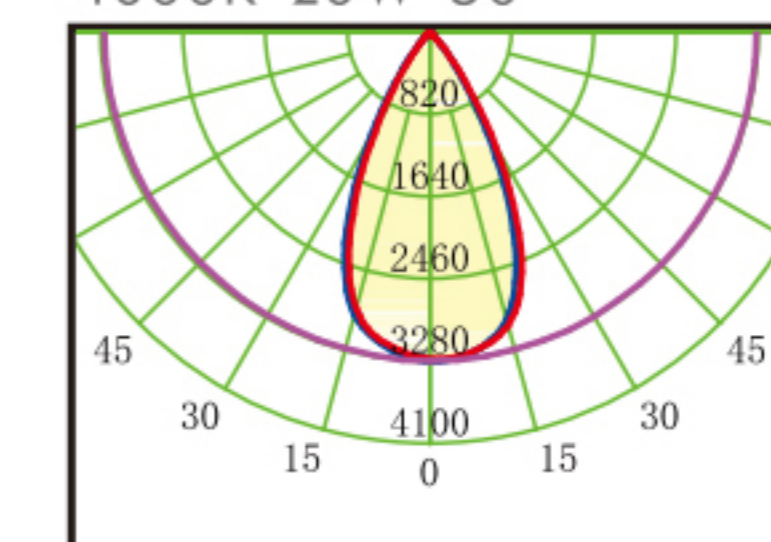
h(m)	E(lx)	D(m)
1		
2		
3		
4		

4000K 20W 36°



h(m)	E(lx)	D(m)
1		
2		
3		
4		

4000K 20W 50°



h(m)	E(lx)	D(m)
1	3280	1.00
2	820	2.00
3	364	3.01
4	205	3.99

for further lighting effects refer to updates photometric and IES files.